


Osmonics®

Household Product Specifications

Performa™ Valve 960



■ Flow Rates (Valve Only)

- z Service @ 15 psi drop25.0 gpm (94.6 Lpm)
- z Backwash @ 25 psi drop.....20.0 gpm (75.7 Lpm)
- z Service.....Cv = 6.50 (Kv = 5.58)
- z BackwashCv = 4.00 (Kv = 3.46)

■ Control Operation

- z Controller ConfigurationDemand Initiated Regeneration
- z Cycles: Adjustable Range
- Backwash3 - 30 Minutes
- Brine/Slow Rinse.....8 - 125 Minutes
- Fast Rinse2 - 19 Minutes
- Brine Refill.....0.5 - 99.5 lbs (0.1 - 25.5 Kg)

■ Valve Connections/Dimensions

- z Tank Thread.....2 1/2-inches - 8, Male
- z Inlet/Outlet.....1 3/4-inches - 12 UNC-2A Male
- z Drain Line3/4-inch NPT, Male
- z Brine Line3/8-inch NPT, Male
- z Distributor Tube Diameter1.050 inches (27 mm)
- z Distributor Tube LengthFlush with Tank Top to
1/2 ± 1/2 inches (13 ± 13 mm) above tank

■ Design Specifications/Ratings

- z Valve Body.....Glass-Filled Noryl*
- z Rubber ComponentsCompounded for Cold Water
- z Weight (Valve with Control).....5.34 lbs (2.42 kg)
- z Transformer Output.....12VAC 400 mA
- z Transformer Input.....115V 50/60 Hz, 230V 50/60 Hz
100V 50/60 Hz
- z Recommended Operating Pressure20-120 psi (1.38-8.27 bar)
- Canada20-100 psi (1.38-6.89 bar)
- z Water Temperature.....35°-100°F (2°- 48°C)

■ Options

- z Bypass Valve, Model 12651 3/4 inches - 12 UNC-2A Male
- z Bypass Fitting Kits:
- Copper, Sweat Tube Adapter1 1/4 inches or 1 inch or 3/4 inch.....
 (32 mm) or (28 mm) or (22 mm)
- CPVC, Solvent Weld Tube Adapter.....1 inch or 3/4 inch or 25 mm
- Plastic NPT Pipe Adapter1-inch Male or 3/4-inch Male
- Plastic BSPT Pipe Adapter1-inch Male or 3/4-inch Male
- Brass NPT Pipe Adapter1-inch Male or 3/4-inch Male
- Brass BSPT Pipe Adapter1-inch Male or 3/4-inch Male

■ Backwash Flow Control Table

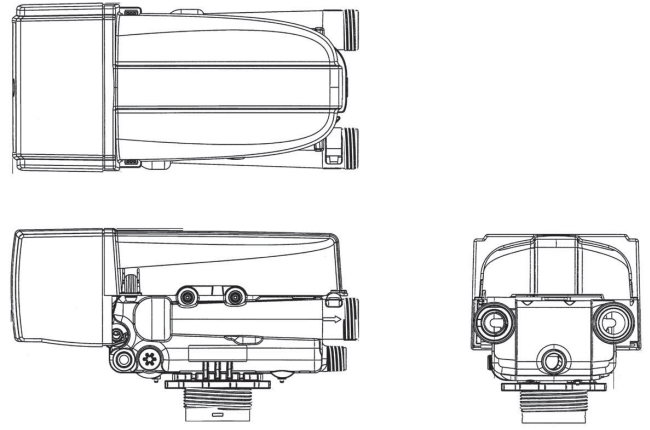
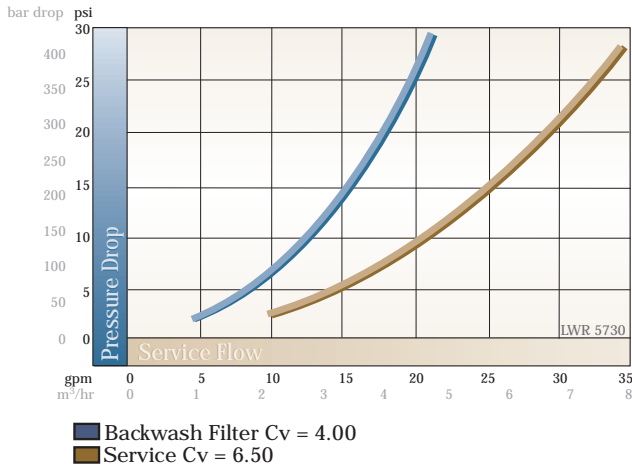
Backwash Number**	7	8	9	10	12	13	14
Flow Rate (gpm)	1.2	1.6	2.0	2.5	3.9	4.1	4.8
Flow Rate (Lpm)	4.5	6.0	7.6	9.5	14.76	15.5	18.2

*Noryl is a trademark of General Electric Company.

**Backwash flow controls sized for 5.0 gpm/ft².

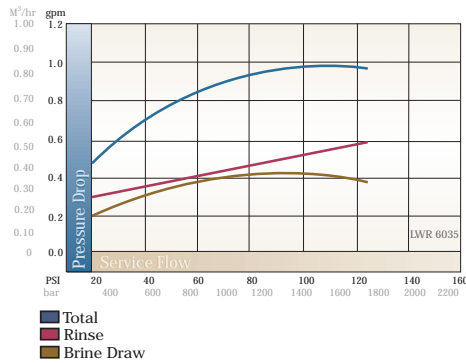
Externally Mounted Backwash Flow Controllers Available in: 5, 6, 7, 8, 9 & 10 gpm Flow Rates

Pressure Loss Characteristics

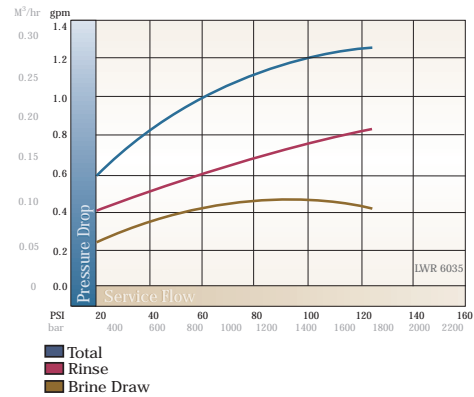


Injector Curves

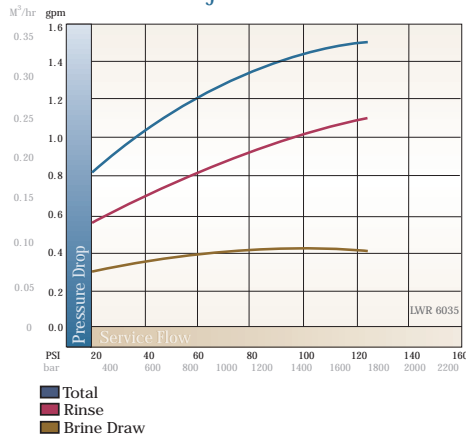
A-Injector 1030379



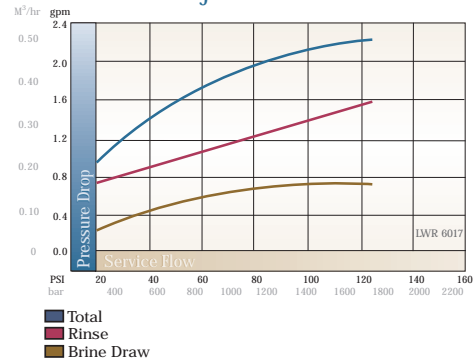
B-Injector 1035711



C-Injector 1035712



D-Injector 1030382



For More Information:

Call Osmonics Household Water Group at (262) 238-4400 or (800) 279-9404, or visit www.performasoft.com



OSMONICS

North American Sales
5730 North Glen Park Road
Milwaukee, WI 53209-4454
USA
(262) 238-4400 Phone
(262) 238-4402 Fax

Euro/Africa Sales
230 rue Robert Schuman
ZA des Uselles
77350 Le Mée sur Seine
FRANCE
+33 1 64 10 2000 Phone
+33 1 64 10 3747 Fax

Asia/Pacific Sales
1044/8 SOI 44/2
Sukhumvit Road Prakanong
Bangkok 10110
THAILAND
+66 2 38 14213 Phone
+66 2 39 18183 Fax

